

Premium Solution

Mobile Video Management For The iPad, iPhone And iPod Touch



- Mobile remote station for MOBOTIX cameras and Door Stations
- Bandwidth-optimized remote access via WLAN (Wi-Fi) or the Internet
- Live images and recordings in the best MOBOTIX HiRes quality
- Two-way communication, door opening and video mailbox access
- Doorbell and alarm notification, privacy protection
- Convenient search functions, playback of external MxPEG videos
- Premium solution available free of charge on the App Store

MOBOTIX



Available when you need it,
where you need it – the Premium App
for MOBOTIX Video Systems

Mobile remote station for MOBOTIX cameras and door stations

All MOBOTIX cameras with a firmware of 4.1.4.70 or higher can be integrated into the App without costly additional devices.



Bandwidth-optimized remote access via WLAN (Wi-Fi) or Internet

Camera data is transmitted to the App in accordance with the available bandwidth of the network.



Live images and recordings in the best MOBOTIX HiRes quality

MOBOTIX stands for excellent image quality that can be used intelligently with the App.



Two-way communication, door opening and video mailbox access

The multifunctional MOBOTIX App offers many more options than simple standard viewers.



Doorbell and alarm notifications, protection of privacy

You are always well informed wherever you are and can protect your cameras quickly and reliably against unauthorized access.



Convenient search functions, playback of external MxPEG videos

Specific events can be found quickly even in continuous recordings thanks to time lapse.



Grouping of cameras and filtering of events

The App offers practical tools that allow you to control even a large number of connected cameras.



Why MOBOTIX?

PoE



IP65



HiRes 180°

6MP



Superior Technology: Decentralized MOBOTIX Complete Solutions

Unlike conventional analog and digital video security systems, with the **decentralized MOBOTIX concept**, every camera features a high-speed computer, and, if necessary, a digital long-term memory (MicroSD Card) can be integrated to provide days of recording time.

A computer, video control center or App is required only to view and control the cameras (PTZ), not to evaluate and record video. So the user does not have to rely on expensive, overloaded video management software since most of the important functions that require a large amount of processing power are integrated into the MOBOTIX cameras themselves.

MOBOTIX Video Systems

- are simply connected and do not require a separate power supply thanks to PoE
- feature integrated long-term memory (MicroSD card)
- are weatherproof, extremely robust and have virtually no wear and tear since they work without mechanical moving parts
- respond independently to movement, noise, sensors, etc.
- switch relays for lights, door openers, alarm systems, etc.
- are available in many different versions (day/night, concealed installation, etc.)

Hemispheric Technology: Seeing The Big Picture With Only One Camera

Monitoring multiple cameras at the same time is nearly impossible. Overlapping image areas, objects or persons that appear simultaneously on multiple monitors, blind spots between camera positions – it is nearly impossible to provide reliable security at high-traffic locations.

With the **hemispheric technology developed by MOBOTIX**, this challenge is easily overcome with only one camera thanks to the 180° panoramic view – nothing and no one escapes a MOBOTIX camera! The combination of a super wide angle lens and megapixel resolution reduces costs in many ways. **Fewer cameras, no license fees and absolutely no complex, expensive cabling mean that the MOBOTIX solution saves you money!**

Original MOBOTIX T24 Image



HiRes 180° Panorama

Globally Unique: Hemispheric IP Video Door Station

With 3.1 megapixels and internal memory, this Hemispheric Door Station records the entire entrance area. **No blind spots from wall to wall and from floor to ceiling.** When the doorbell rings, two-way video communication and door opening is facilitated via the network sending a message to a smartphone, tablet or computer. Like all MOBOTIX cameras, the door station records events automatically whenever the doorbell rings or something moves in front of the door.



MOBOTIX App: Maximum Information, Minimum Configuration

Image processing, analysis and recording take place directly in the cameras themselves. The networked cameras form a kind of data cloud that the App can access and then display the desired information in a user-friendly manner.

The camera configuration such as selecting events to be recorded, defining video motion windows, enabling full image recording, audio and recording voice messages for the door station usually has to be carried out elsewhere, for example using the MOBOTIX' MxEasy or MxControlCenter video management software.

Technological Leader In The Area Of Network Cameras

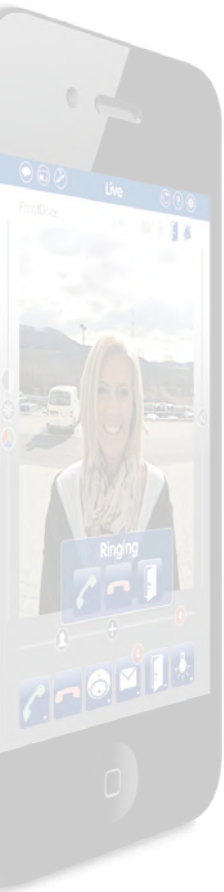
MOBOTIX is regarded as the global market leader for high-resolution video systems. Each camera features an integrated high-speed processor and digital memory for long-term recording (decentralized MOBOTIX concept).

Mobile Companion For MOBOTIX Systems

All complete video solutions from MOBOTIX feature powerful video management software designed to work seamlessly with the decentralized system technology of the cameras. The App delivers every MOBOTIX system, regardless of whether it contains one or hundreds of cameras and door stations, the perfect counterpart in the form of high-quality, mobile user interface software. It is available free of charge on the App Store for the Apple iPad, iPad mini, iPhone and iPod touch (iOS 5.0 and higher).

Convenient And Highly Intuitive Controls

The controls are optimized for use with touchscreen devices and feature three main views (Live, Player, Events), self-explanatory symbols, large software buttons, multifunctional sliders developed by MOBOTIX as well as simple gestures like swipe and tap, making



it easy for newcomers and older users to work with professional security equipment. Plus, using mobile devices to operate the various functions such as **door opening, activating the mailbox, switching the door bell off at night and switching a light on/off**, creates added value in the form of greater convenience and security in every day life..

Unlimited Usage Possibilities

The MOBOTIX App can be used in many different ways, both at home and at the office. MOBOTIX will gradually add new features to the App and, in the process, create a platform that allows individual App users to communicate with each other, a function that is extremely handy for security guards (walkie-talkie function, forward images from camera with comments).

MOBOTIX App

The MOBOTIX App provides you with a mobile remote interface to your video security system from anywhere in the world via a WLAN (Wi-Fi) or UMTS connection.

Comprehensive Premium Solution

The MOBOTIX App differs in a number of ways from the many free and licensed video Apps that are primarily used to view live images. Whenever and wherever you need it, the MOBOTIX App serves as the perfect remote mobile station that uses intelligent detailed solutions to increase security and convenience for users on a daily basis.

Main App Functions:

- Use via **WLAN (Wi-Fi)** and **worldwide** via the Internet
- **Automatically find** cameras in the local network
- Integrate cameras from outside the local network via **DynDNS**
- Video streaming can be optimized to **currently available bandwidth**
- **Two-way video communication** via camera's microphone and speaker
- **Notification when doorbell** rings and alerts for other **events** even if the mobile device is locked (App runs in the background)
- **Open door** and **switch on/off light**
- Digital pan, tilt and zoom cameras (**virtual PTZ function**)
- **Do not disturb function:** Turn bell completely off
- **Privacy mode** used to temporarily switch off individual camera functions (e.g., record, live stream)
- Adjust **image settings** (brightness, color, contrast)
- Customize T24 **mailbox** (doorbell profile, greeting, recording)
- **Event counter and preview images** (e.g., missed doorbell ring, messages, alarms)
- Quick **overview** of all cameras and recorded events
- **Group** cameras and recordings
- **Player** for playing back recorded messages and events
- Play videos forward and backward using the **shuttle wheel**
- **Export** snapshots to photo album
- **Backup and restore** App configurations
- **Integrated online help** for easier use



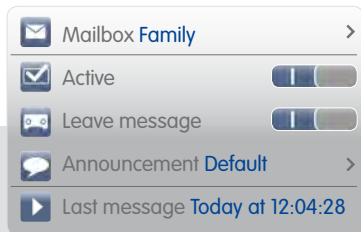
"Live" User Interface



The Main Views Of The App

The App is divided into the three main views: **Live, Player and Events**. Each view features an image area with the accompanying **multi-functional sliders** for zoom, image settings and sound functions as well as a toolbar with blue **function buttons**. Buttons with a small triangle symbol provide a **shortcut menu** that you can access by tapping and holding the button (long press). Depending on how you want to use the App (for example, see live stream images or play recordings), you can change the views accordingly.

At the top of every view you will find PIN-protected **basic functions** such as adjust to network environment, open online help and define App functions. You can also save the current App configuration as a project and send it by e-mail to other end devices.





Functions Available In The Live Screen

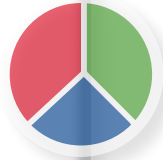
You can view live streams from your video sources and **enlarge images or use the virtual pan and tilt function**. If required, you can adjust the **image settings** (color, contrast, brightness) and volume on this screen.



You can set up a **two-way intercom connection** to any cameras or door stations equipped with microphones and speakers, **open doors, switch lights on or off** and view the **current temperature and temperatures** over the past seven days measured by any camera. The red **event counters** indicate if and how often the door bell was rung in your absence, how many messages were recorded and how many events occurred. **You can also manage your video sources** (switch, connect, delete, divide into groups) and select mailbox and bell behavior for each door station on this screen.



One of the unique features of the MOBOTIX App is a set of proprietary multi-functional **slider controls** that are used for tasks such as adjusting the image settings or volume. Tap the slider icon to activate this slider, and move your finger along the slider to change the setting. The multifunctional sliders located below the camera image change their function as you move your finger along the slider and only take effect once you let go.



MOBOTIX slider bar technology

Hemispheric Technology For An Overview With No Blind Spots

360° panorama view or 180° widescreen image with perspective correction; a single camera can capture an entire room or area without any blind spots.

"Live" User Interface: Details

General Settings

Messages on/off, adjust data rate and display details of the network environment

Info Bar

Camera name, date, time

Image Settings

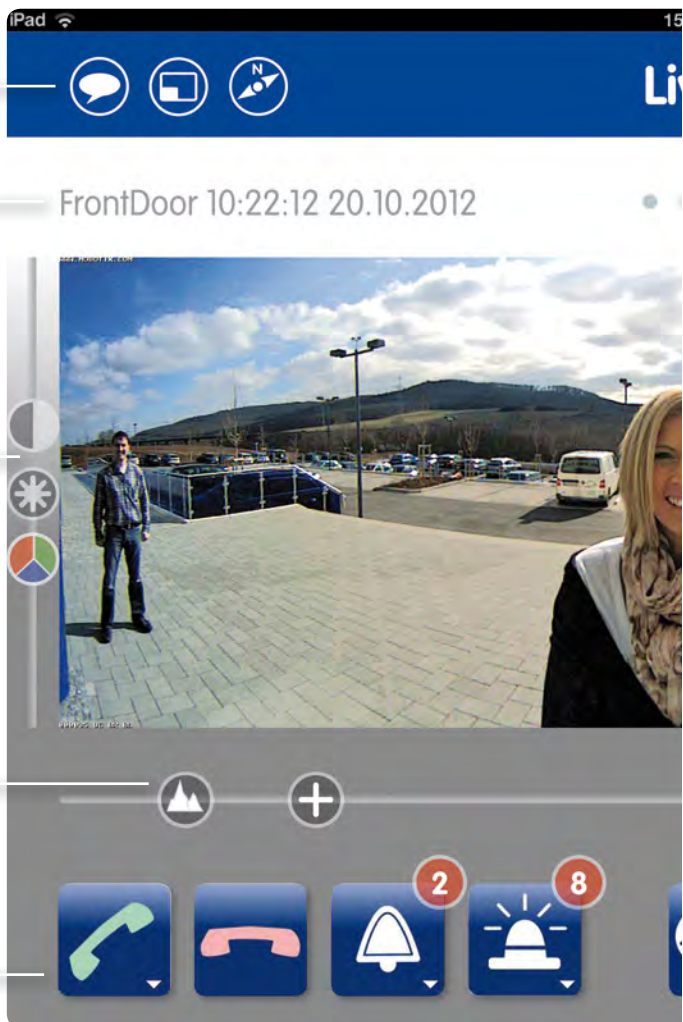
Brightness, color and contrast

Image Display

Open/configure image section, zoom image and enable special PTZ mode

Function Buttons

Two-way communication, door bell and alarm notification with status display, privacy mode (here: two new bell events, eight new alarms)



Portrait/Landscape Mode

In landscape mode (horizontal), the live camera feed is in overview mode. By switching to portrait mode (vertical), you will receive the image section that was last set for portrait mode for this camera. This allows you to switch to a zoomed detailed view in seconds.

Change View

Live, Player, Events

Enhanced Settings

Reload, help, project management

Status Display

Light and door

Audio Settings

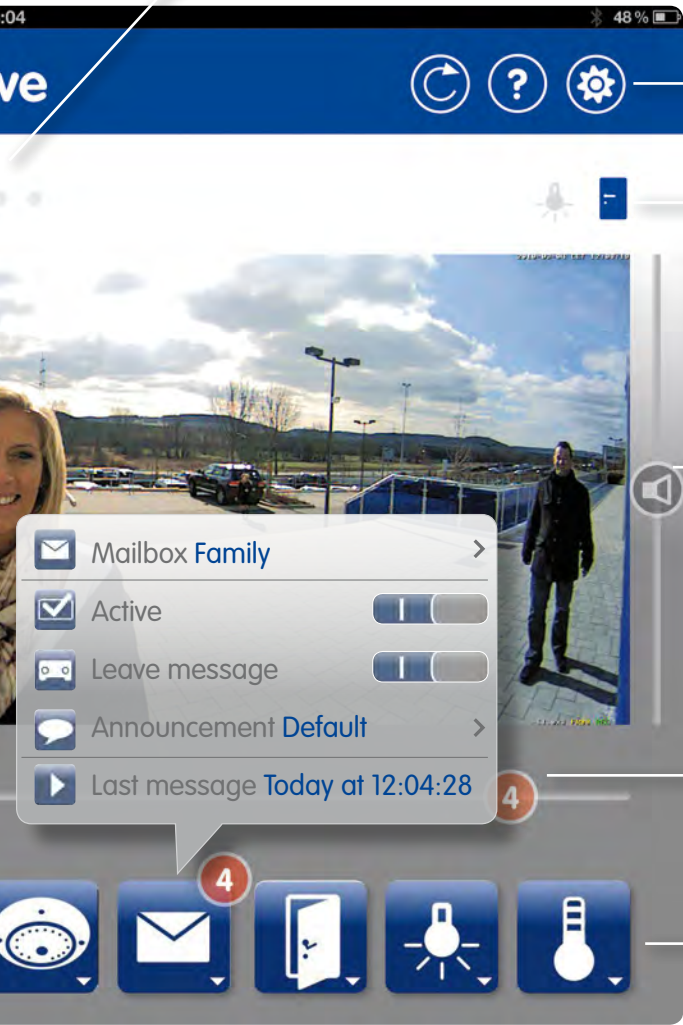
Volume

Quick Selection

Display preview images of the latest events (bell, alarm, mailbox)

Function Buttons

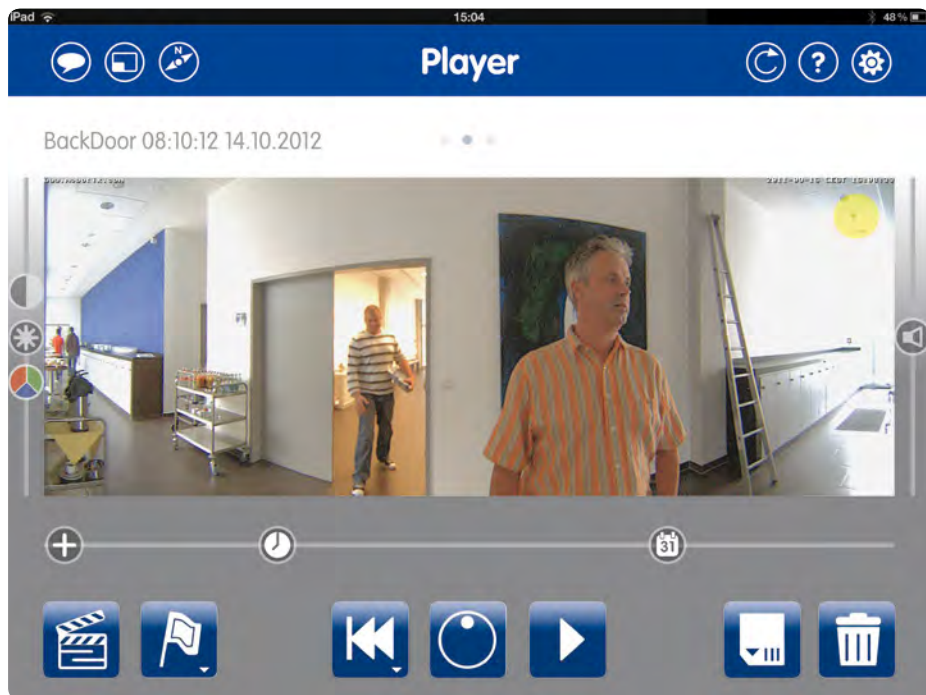
Camera management (switch, connect, delete, edit), mailbox management with status display (here: four new messages), open door, switch light on/off, temperature display



Function Buttons And Shortcut Menus

Tap the blue function buttons to immediately carry out a switch function (e.g., light on/off, switch cameras). Buttons containing a small triangle feature a shortcut menu that you can access by tapping and holding the button.

"Player" User Interface



Functions Available On The Player Screen

The App offers an **easy-to-use video player** that allows you to search and play recordings from your cameras. This allows you to conveniently jump to the start or end of any clip. It is also possible to start playing back the clips from any time or date. This allows you to find the exact images you need.

If you are looking for specific events that took place in a continuous recording, this is extremely easy using the **time-lapse function**. Thanks to the convenient **shuttle wheel**, any clip can be played at different forward and reverse speeds and stopped on the exact frame, making the task of finding key scenes much easier.

+ 10 min



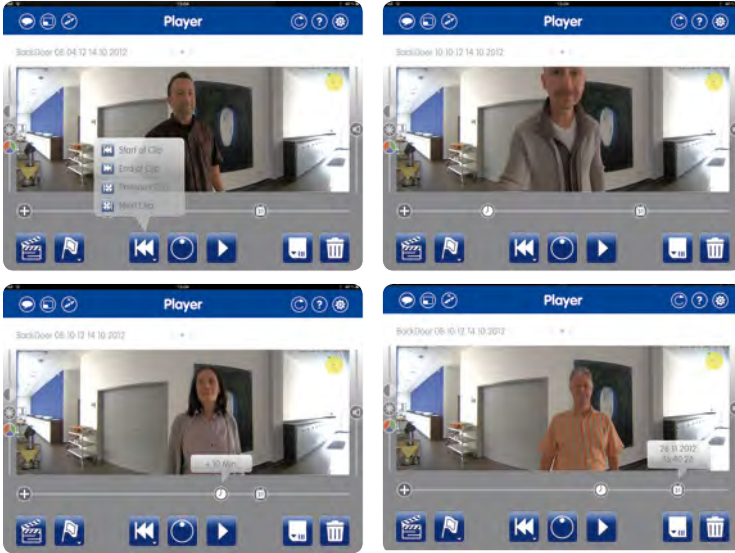
Zoom, Time-Lapse, Date Search

Network Video

MOBOTIX has redefined video. MOBOTIX cameras are connected as easily as a network printer and you can view live and stored images immediately from any end device.

You can export a snapshot of the scene currently being shown directly to the "Photos" folder on your end device at the click of a button.

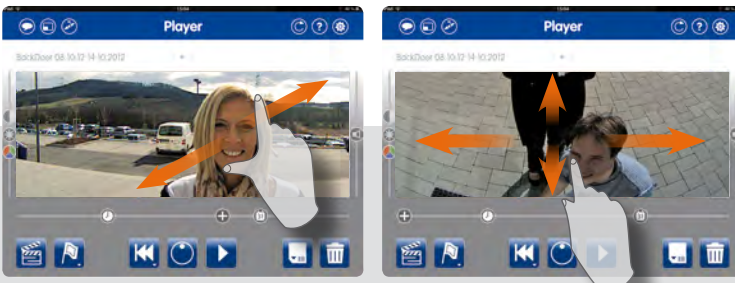
A future App update will include a function for deleting and marking clips similar to those available for e-mails (read, not read, important).



Post-Event PTZ Actions

To see what is happening at the ground level below a door station, for example, **you can display and enlarge any section of the image** like on the live screen and in the recorded clips.

The process occurs without any real movement of the camera, purely virtually. This is possible **thanks to MOBOTIX full image recording in the background** which always allows recording of the complete sensor image of the camera independent of the currently selected image section (e.g. panorama).



"Player" User Interface: Details

General Settings

Messages on/off, adjust data rate and display details of the network environment

Info Bar

Camera name, time and date of the event

Image Settings

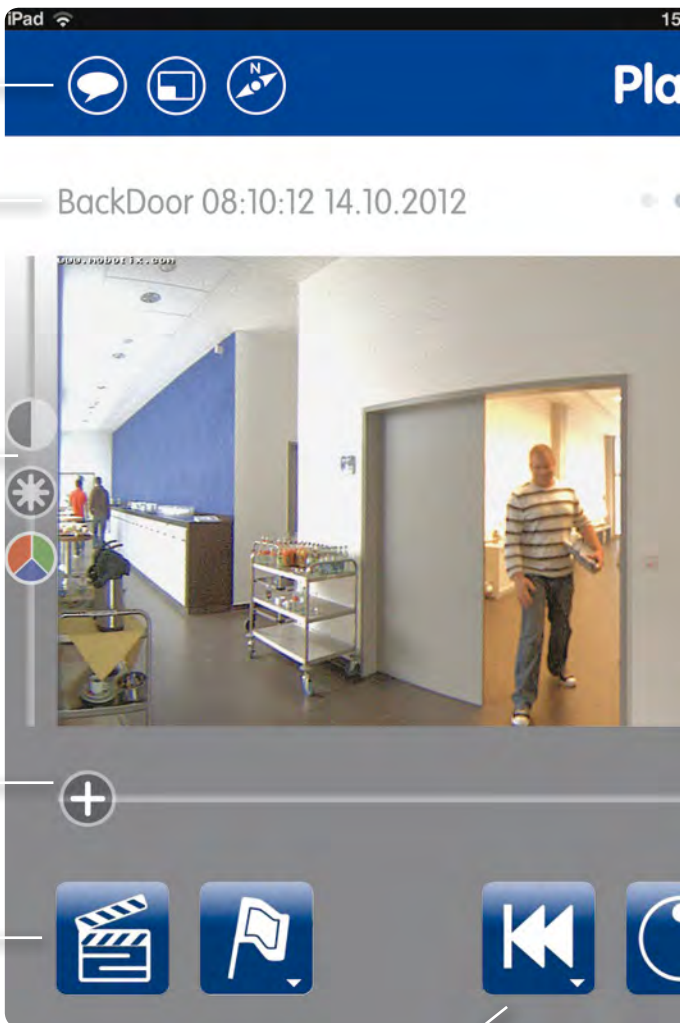
Brightness, color and contrast

Image Display

Zoom image

Function Buttons

Mark current clip (as "seen," "not seen," "important")*



Function Buttons

Skip to: Start/end of current clip and next/previous clip

Search And Play Recordings

You can jump to any desired spot in a recording. Set the date and time to view the desired images and scenes from a full day of continuous recording.

Change View

Live, Player, Events

Enhanced Settings

Reload, help, project management



Audio Settings

Volume



Navigation

Time-lapse playback, search recordings by date and time



Function Buttons

Snapshot of the current display (single image), save single image (snapshot), delete current clip*

Function Buttons

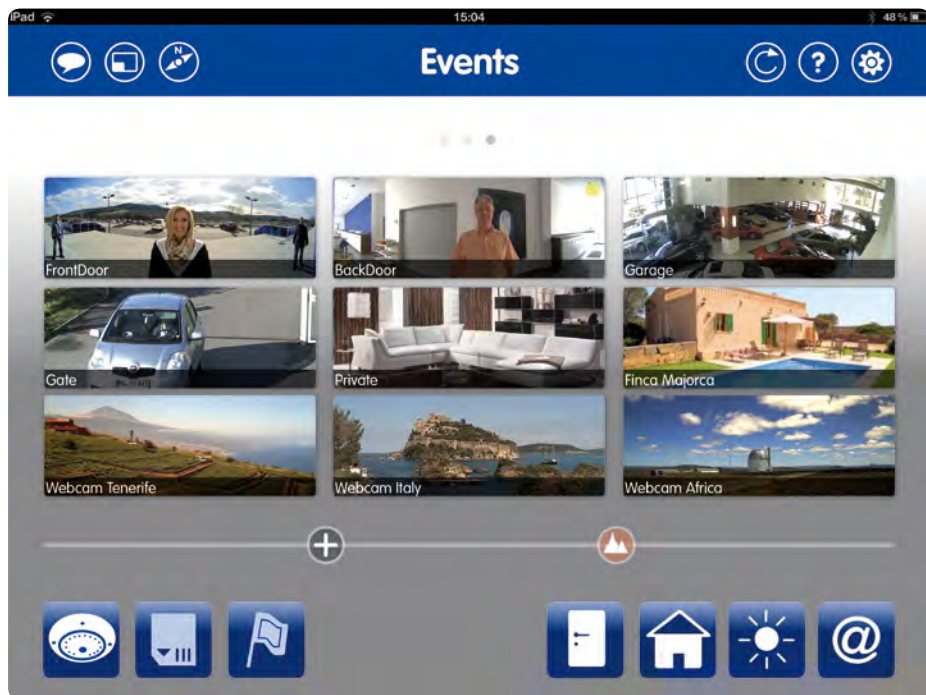
Shuttle wheel: Set forward and reverse playback speeds, frame-accurate positioning, play/pause

* Available soon

Sharp Details Even At Low Bandwidths

The camera now no longer transmits the entire image to the App, but only the desired image section in the highest resolution possible.

"Events" User Interface



Functions Available On The Events Screen

This view offers a **quick overview** of the current overall situation. At the push of a button, you can see live feeds from all selected camera groups at the same time.

If you want to know what was recorded by your cameras at which times, you can display the **preview images for all events in the overview**.



Overview & Details (Preview), Overview & Details (Live)

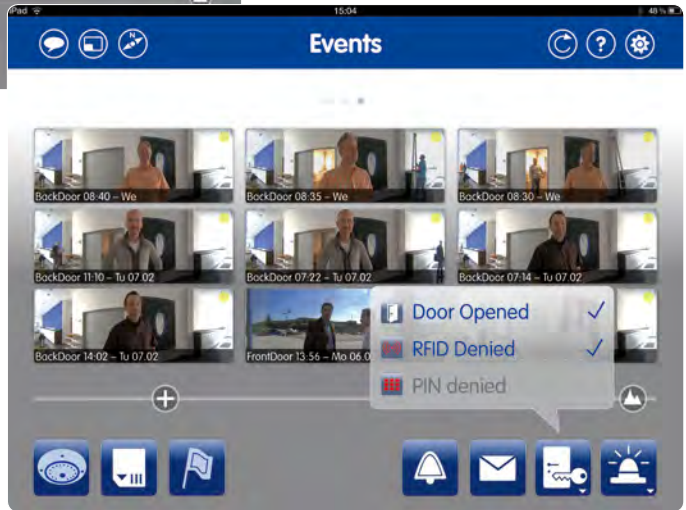


Keeping Track Of All Cameras And Incidents

The App offers a range of filters that make it easier to search for recorded events. It is possible to search according to camera group or event type. The event that triggered an alarm can be optimally analyzed in the player view.

For an event search, you can filter the preview images by **camera group** (e.g., door stations, my on-site cameras, my cameras at other locations, webcams) and by **event type**. Available event types include door station events (someone rings the door bell, leaves a message on the mailbox, opens door, access granted/denied). There are also typical security camera events

such as movements and noises detected by camera sensors.



Event Recordings

The App cannot be used to configure the recording functions available with a MOBOTIX camera.

The desired camera settings, such as selecting events to be recorded, setting recording times for event clips incl. pre-alarm images, defining video motion windows, enabling full image storage, configuring camera sensors (motion detection, PIR, microphone, signal input, temperature, lighting), can be made using MxEasy.



"Events" User Interface: Details

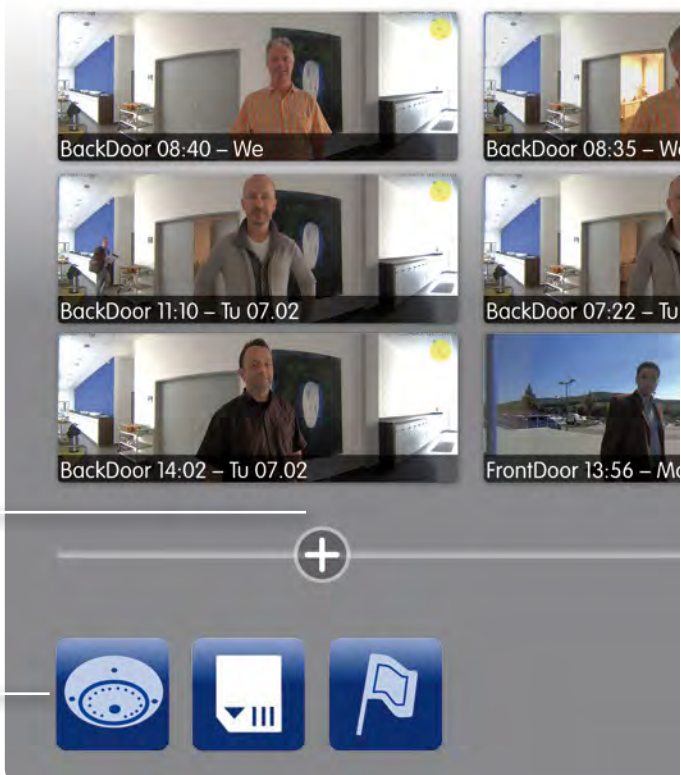
General Settings

Messages on/off, adjust data rate and display details of the network environment



Change View

Live, Player, Events



Zoom

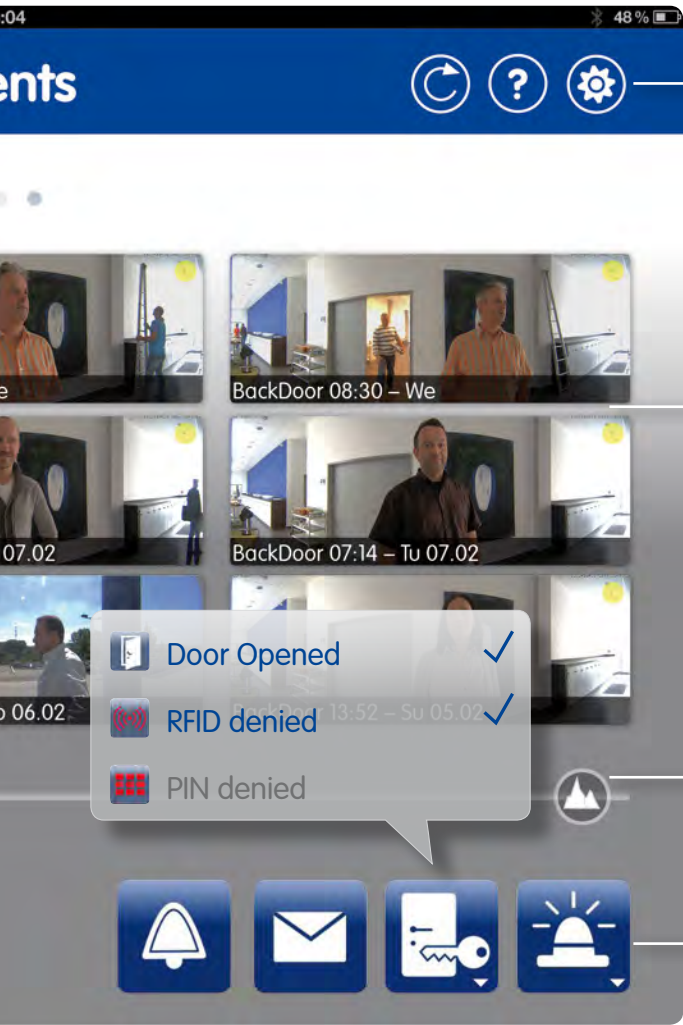
Adjust the zoom level for all cameras/events in the overview

Function Buttons

Selection and image preview of event and camera groups (show preview or live images)

Quick Overview For Cameras And Events

This allows you to see an overview of live images from all connected video sources or selected camera groups, as well as the latest recordings from this camera.



Enhanced Settings

Reload, help, project management

Display

Camera or event overview

Image Display

Change all camera and event displays in the overview (image section, live image, preview image)

Function Buttons

With camera overview enabled: select camera groups; with event overview enabled: select event groups

Multifunctional Slider Controls

The status and assigned function of the slider changes when it is moved. Here the slider is used to select the camera view in the display area: as preview or live images, as overview images or selected detail views.



New Main View: MultiView

The live images from a selected camera group are displayed in the MultiView in an overview (grid). In the top left of the grid, you will find the **focus frame** used to enlarge the image from a camera that was moved via drag and drop from the grid into MultiView. Thanks to the controls displayed in the focus frame (intercom buttons, light switch, door opener etc.), it is not necessary to switch to the live screen in order to perform **switch functions**. It is also possible, for example, to switch on the lights on three cameras or make an announcement over the speaker on all cameras within the grid.

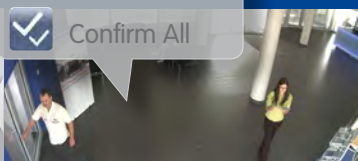
You can also switch from the grid to a preset **building or floor plan** (camera mapping). The accompanying live image is immediately displayed by tapping the required camera that is integrated into the plan.

Forward

Mark

Confirm


Confirm All



Foyer – 28 sec.



Entrance – 30 sec.



Gate 08:40 – Sun

available soon



The HiRes Video Company

MOBOTIX




Info Bars (For All Views)

The three **info bars** above and below the image area in each main view are also extremely practical. These bars can be easily pulled across or back using the tip of your finger. At the top, a camera can be quickly selected for live view via the **camera bar** and the overview grid of a group can be changed in MultiView using the **group bar**. In the **event bar** below, the last event images of a camera or group are listed in chronological order.


New events catch the user's eye immediately thanks to a flashing events bar and can be acknowledged directly or forwarded to another App user's end device.

Event bar at bottom of screen



Camera and Group Bar

Includes sliders used to switch between grid, floor plan and info page



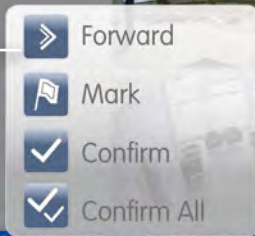
Focus Frame

Window in various sizes including control buttons; cameras can be shown directly in the focus frame



Event Options

Forward, mark and confirm




Event Bar (Dynamic)

Includes sliders used to filter by event type; current events are highlighted in different colors (red: alarm; green: bell)



Camera And Group Bar

This bar can either display all video sources or all camera groups with reference images to allow users to quickly select cameras. The accompanying grid in the MultiView screen appears for every selected camera group.



MultiView View

Grid with automatically sorted camera images

Integrated QuickPlayer

Play the event selected in the event bar (yellow) directly here.

Event Bar

The event bar provides a list of event recordings from all video sources in chronological order. Events currently in progress are highlighted in color. You can show or hide event, camera and group bars in every view.



Local Network Connection Between App And Camera

There needs to be a network connection between the video source and the mobile end device in order to use the App as a remote station for a MOBOTIX camera or door station. This connection can be established using WLAN (Wi-Fi) technology in a local (home) network. A particular advantage for you is that only standard network technology components are used (PoE switch, DSL-WLAN router) in addition to the MOBOTIX video sources and the App. There are **no expensive additional devices** such as special data servers or central units in the MOBOTIX system.

Global Connectivity Between App And Camera

You can even access your video sources from home using your mobile end device and the MOBOTIX App outside your home network via the Internet and from **anywhere in the world** via UMTS or a WLAN (Wi-Fi) access point. Or in a local WLAN (Wi-Fi) network, video sources which are located somewhere else (for example, camera in second home, web cam).



Bandwidth-Optimized Display

A two-way video intercom connection can be established with cameras equipped with a microphone and speaker or you can search and play back saved event recordings both in a local network and in the case of remote connections.

If the MOBOTIX App is in the same local network as the video source, its live feed and recordings can be viewed in higher resolution. If a video source is accessed remotely and the quality of the connection is no longer sufficient for high-resolution images, the images can be made smaller by the camera prior to transmission and the frame rate (number of images displayed per second) can be reduced.

There is an option that allows the camera to transfer a section of an image with the greatest possible precision to ensure the details can still be seen. This partial data transfer also works when searching in the player view. High-resolution video recordings can be searched efficiently even if connections are slow.

New Camera Firmware As Technical Basis

Given the new technical requirements in the field of App development, particularly when handling high-resolution image data at low network bandwidth, much of the firmware installed as a system platform in each camera has been extensively revised. The challenging and extremely comprehensive adaptations now offer a new way to access camera data via a network. As a result, bandwidth-optimized access to high-resolution images and image streams represents a further technological milestone for the efficiency of MOBOTIX complete systems.



Standardized Network Technology

The cameras are connected and supplied with power using a standard network cable. A separate video cable is not required. This has the advantage that camera access can be granted from anywhere in the world using fiber optic, copper and wireless components.



Mobile Remote Station For Door Stations

In addition to a permanently installed remote station such as MxDisplay, which will soon be available from MOBOTIX, the MOBOTIX App is also a perfect counterpart to the Hemispheric IP Video Door Station.

Always Know What's Going On At Home

The advantages of a mobile remote station are obvious. You always have your smartphone with you and as long as you have an Internet connection (flat rate recommended!), you will **be notified if someone rings at the door at home in your absence**. Your smartphone will send an automatic alert if someone rings your doorbell regardless of whether or not the App is open or just running in the background. You can turn off **the outside light using the App**, see live feed of the person at your door, talk to them and **open the door**. This is particularly useful, for example, if you are still stuck in traffic when family members or the housekeeping staff are already waiting at the door.

By the way, if the network connection is interrupted temporarily, you will be informed automatically of any events that have happened in the meantime once the connection is re-established.

Innovative Total Concept

The combination of the Hemispheric IP Video Door Station and the MOBOTIX App means that we offer a unique comprehensive system, which guarantees considerable advantages over conventional solutions thanks to its allround view with no blind spots and global connectivity.



Wireless Is More Convenient

At home, too, it is useful to be able to take your iPad into the garden or the garage, for example, and still be able to hear the doorbell. Or if you silence the bell in the evening **via the App so as not to wake the children (Do not disturb function)**. Or if you use your iPhone when you get home to **open** the door connected to the door station that can be unlocked electronically from the outside without a key, be it the front door, garage door or entrance gate.



In addition to live feed and recordings, you can also pick up **mailbox messages** left at the door station by visitors. Switching the voice mailbox on and off, selecting a new recorded message or changing to a new bell profile is possible in seconds via the App.

Increased Security For You And Your Family

A status display at the top right of a door station live feed gives you peace of mind at a glance. You can see (if you have the appropriate hardware, for example, T24-DoorMaster), whether your **front door is currently closed, closed and locked or open**. To improve your security even further during the night or if you are away, the system can send an **alarm message** to the App as soon as the door is opened.



Status Display



The App In Practice: Security And

Alarm – Shop 1:38 min



Efficient Alarm Management

MOBOTIX cameras and the App constitute an effective security system that reliably provides you with relevant information when you are away from home from anywhere in the world where there is an Internet connection. Thanks to an integrated high-performance computer, MOBOTIX cameras record crucial events (for example, the triggering of a shock detector or breaking glass sensor). As an initial response, a camera siren will sound as a deterrent, if requested.

At the same time, a **visual and an audio notification will be sent to the App** via


the network. Thanks to the intercom function, when you access the alarm message, you can switch directly to the camera live feed and speak to the people in front of the camera, or contact an emergency service or the police directly.

Past Events: Wanted - Found

You cannot always be reached immediately if one of your cameras triggers an alarm. That's why MOBOTIX systems also automatically record event images including sound. Subsequently, you will be able to see that alarms have sounded by looking **in the Notification Center**, in the **event counter in live view** or using the colored flag on the events bar.



If the mobile device or App is switched off during an alarm, the user is alerted to all new events as soon as you open the App or switch on the mobile device.



Bell Events



Alarms



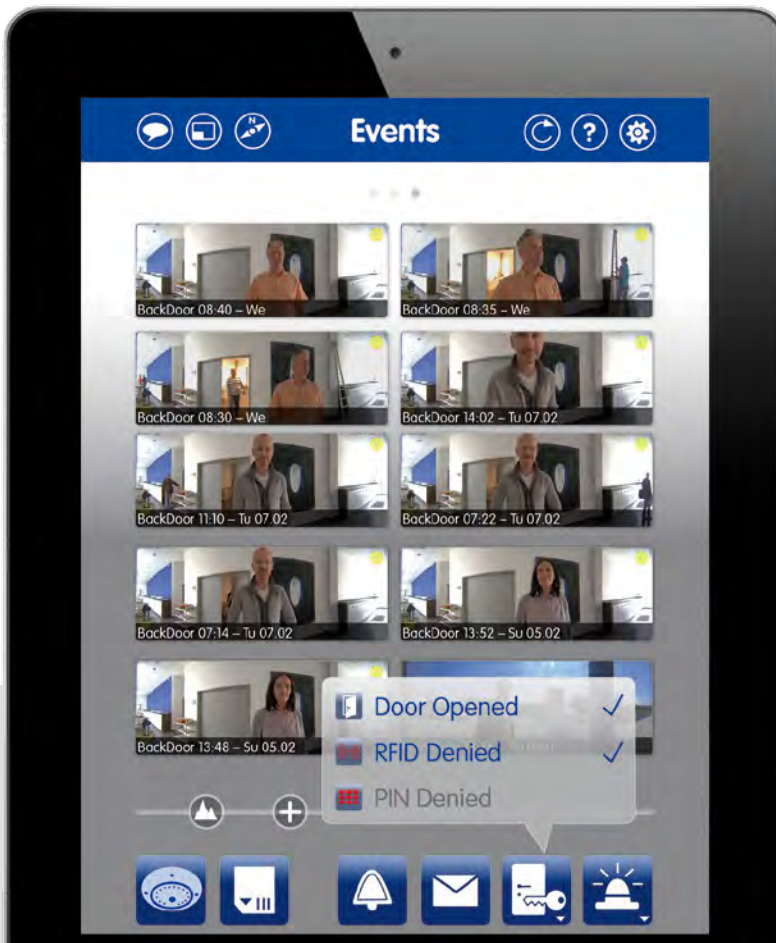
Messages

The alarm's counter is increased by one (until it is reset) after every recorded event. You can access recorded clips in the player view at the touch of a button directly via the preview image. Here you can analyze the event that triggered the alarm in detail and export individual images as evidence showing camera names, recording date and time.

Post-Event Search In All Recordings

The App also has the appropriate tools if you want to know whether and which of your cameras have recorded events on a certain date or at a certain time.

You can search all existing recordings made by all cameras covered by the App quickly and easily according to time, date, camera (group) and event type. These are useful functions in an App, which would otherwise only be available in expensive video management software.

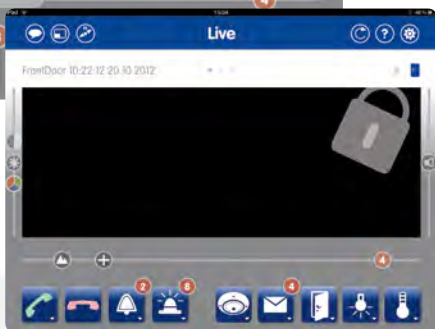




Protection Of Privacy (Privacy Mode)

As an authorized user you can **fully or partially deactivate a set of functions for selected cameras at the touch of a button if you do not want to be disturbed**: so as yourself not to be disturbed by alarm messages (for example, triggered by own movements or noises) or in order to restrict access to cameras by other users (no live feed, no sound, no recordings).

You can also "immobilize" selected cameras and the App itself by deactivating camera sirens and alarm messages, in the case of an on-going event or continuous recording, if, for example, repairmen are in your house while you are away.



Protect Functions With A PIN

MOBOTIX also offers the appropriate solution for cases where several people share an end device for joint use of the App, for example, as a wall-mounted remote station for a door station, but not everyone should be able to access all functions (door not to be opened by small children, privacy mode not to be disabled by housekeeping staff). One or more functions can be protected so that they are only available if a security code is entered.



- App usage > PIN requested each time the App is started
- Audio > Two-way only with PIN
- PTZ > Changing the transmitted image sections only with PIN
- Door & light > Opening door and switching lights only with PIN
- Player & Events > Playing back recordings only with PIN
- App settings > Changing pre-settings only with PIN
- Camera settings > Editing only with PIN
- Privacy > Changing privacy settings only with PIN

Backup And Project Assignment

The App offers the option to secure the current configuration with all video sources and all settings so that when needed (for example, following an unintentional deletion of cameras),

- they can be accessed again (integrated backup function)
- they can be made available to other end devices (transfer via e-mail or iTunes)
- other users can share it in their end devices



Additional Devices For Extended Functionality

By connecting an additional device to a MOBOTIX camera, you can extend the range of standard features and use all of the audio and switch functions for the App (e.g., ExtIO for D24 for enhanced audio).



App In Portrait Or Landscape Format

In landscape mode (horizontal), the live camera feed is in **overview mode**. An enlarged image section can be displayed by switching to portrait format (vertical). This allows you to quickly zoom in on a **detailed image**, for example, a person ringing your doorbell.



Online Help And Compact Guide

The **operating instructions are included in the MOBOTIX App**. The online help includes easy to understand help pages containing pictures that give you background information and tips on how to use the useful functions in each view.



In addition, the MOBOTIX '**Compact Guide: Background Information And Practical Tips For Efficient Use Of The App**' PDF file provides a helpful document that makes using MOBOTIX systems easier for all new users. Free of charge download from www.mobotix.com > Support > MX Media Library > Compact Guide.

App With Integrated Bandwidth Optimization

Remote bandwidth optimization adjusts the image size and frame rate to the available bandwidth. This not only applies to the live camera feed but also to recordings and image sections.



Play MxPEG Clips

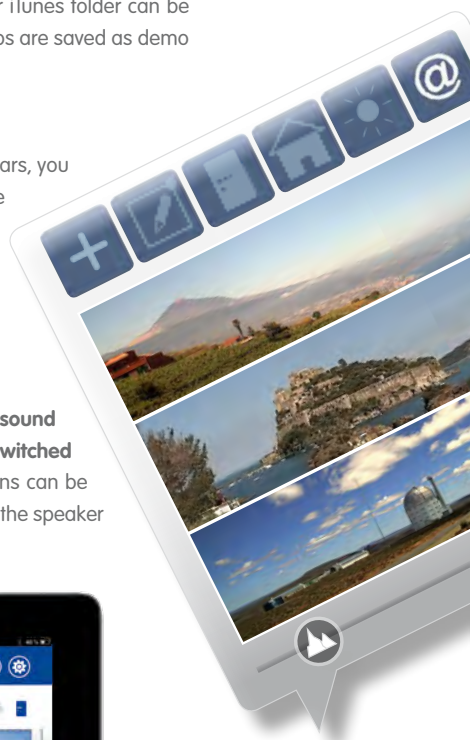
MxPEG clips located as attachments in your e-mail account or iTunes folder can be opened directly in the MOBOTIX App by tapping twice. New clips are saved as demo clips (until they are deleted).

Preview And Live Feed

Where several video sources are shown in drop-down lists or bars, you have the option to display these with an individual preview image taken at any time or with the current live feed. The preview image setting is makes sense if an efficient network is not currently available or a meaningful live feed is not (yet) available (for example, when it is dark).

Customize And Switch Off Messages

Both doorbell and alarm messages can be accompanied by an **sound signal** set by you in the App. Of course, all **notifications can be switched off** (for example, during a meeting). Also the sound notifications can be separately switched off in the App without having to deactivate the speaker on the end device.



Hardware And Software Requirements For Using The App

- Apple iPad/iPad mini/iPhone/iPod touch running iOS 5.0 or later versions
- MOBOTIX T24 IP Video Door Station and Q24/D24/M24/S14/D14 IP cameras
- Camera firmware versions 4.1.4.70 and higher

General	
Supported devices	Apple iPhone, iPad, iPad mini, iPod touch (Recommended: iPhone 4S, iPad 2, iPod touch 5th generation or higher)
iOS version required	5.0 or higher
Storage requirements for App	approx. 40 MB
Language versions	German, English (selectable via country settings in iOS)
Standby data usage	approx. 2 MB per video source per day (minimum data traffic with active Internet connection and App running without video display enabled)
Supported cameras	MOBOTIX Q24, D24, M24, S14, D14, T24 Door Station
Maximum number of cameras	No limit
Camera firmware required	version 4.1.4.70 or higher (otherwise only live feed with sound)
Partial integration (live feed plus sound only)	MOBOTIX cameras Q22, D22, M22, D12 and M12 firmware version 3.5.2.x or higher
Decentralized system concept	Decentralized recording directly in the cameras with event recognition and individual alarm actions; must be already activated and configured for each camera (for example, via PC with MxEasy, MxControlCenter or web browser)
Sound transmission	If supported by camera model
Image resolution and program	The image resolution set for a camera is also the maximum resolution available to the App; the preset image program cannot be changed via the App; however, the App's special PTZ mode can be used to display all areas of the camera sensor
Camera access data	User name/password are required to add video source to App's camera list
Remote URL	Needed for using App outside of local WLAN (Wi-Fi) network
Information	
Door station status displays	Door status (open, closed, locked, malfunction), light (on/off)
Temperature display	Camera sensor value and connected MX-GPS-Box
Network environment display	Current network, for example, local WLAN (Wi-Fi) network
Camera status	Detailed list containing all relevant system data
Documentation	Online help directly accessible in the App

Lowest Installation Costs

MOBOTIX cameras can be quickly and easily installed by any electrician with network experience or any IT technician – just like connecting a printer to a computer network.

Views	
The main views of the App	Live, Player, Events
MultiView	Additional, fourth main view (available soon)
Camera bar	Quick camera change in each main view (available soon)
Camera group bar	Quick change of group in each main view (available soon)
Event bar	Quick event preview in each main view (available soon)
Image settings	
Display optimization	Adjustment of brightness, color saturation, contrast and sharpness; maintaining original image (recognizable as evidence in a court of law)
PTZ control	Special PTZ function allows digital panning/tilting/zooming, live and in recording
Bandwidth optimization to keep data volume down	
Pre-configured data rate and image size	Image data parameters assigned by the camera (image rate, image resolution, image quality) can be preselected individually for different bandwidths
Section transmission	Current transmission of pre-selected image areas in detailed accuracy (instead of transmitting entire image)
Special door station operation (for T24)	
Doorbell rings	Answer, end
Two-way communication intercom	Sound: bidirectional; Video: live feed from door camera
Switching functions	Electronic door opener, lighting (connected to door station)
Voice mailbox	Automated message on/off, select automated message, record message on/off, playback recordings (sound and video)
Doorbell profile	Selection of available profiles
"Do not disturb" mode	Doorbell switched off completely (no bell, no voice mailbox and no recording)

Maximum Reliability

Hundreds of thousands of MOBOTIX systems are in use successfully throughout the world. These cameras operate resiliently around the clock.

Events	
Using internal camera sensors	All camera sensors can trigger events (number/function depending camera model)
Someone is ringing the doorbell	New events displayed in events counter
Alarm events	New events displayed in events counter
Connecting external systems/sensors	Integration of, for example, alarm notification systems, smoke detectors, light sensors, is possible via cameras
Event preview images	Display and skip directly to playback of event images
Event filter	Filter and show events (preview images)
Notifications (bell, alarm events)	
Visual notification	Notification window, events bar
Acoustic notification	Repeated automatically until alarm acknowledged or preset notification period expires
Automatic live feed display	Automated switch off by camera raising alarm
Conference mode	All visual and acoustic notifications switched off
Alarm notification	Switching on and off in the App can be protected with a PIN
Recording	
Decentralized recording	Flash recording inside camera
Event recording with sound channel	Event-controlled recording will only start if the camera recognizes specific events; powerful internal sensors, connection of external sensors possible
Continuous recording with sound channel	Continuous recording with fixed or reduced image rate with automatic image rate adjustment in the case of known events; permanent sound channel recording
Full image recording	Recording of full camera sensor image independent from current live feed display (for example, PTZ)

German Reference Projects

Commerzbank AG • Deutsche Bahn Station & Service AG • EON Wasserkraft • Fraport AG
 • Landessportbund Hesse • Le Méridien Parkhotel Frankfurt • MAN Logistics • Casino
 Mainz, Trier, Bad Ems GmbH & Co. KG • Gas Station Group Roth • University Hospital
 Frankfurt • World Cultural Heritage Site Völklinger Hütte • etc.

Analysis of recordings	
Event search	Quick and easy search (for example, by time, camera, event)
Player functions	Next/previous clip, beginning/end of clip, search using time lapse; search clips according to events at specific times (date/time, time interval)
Marking and deleting video clips	Available soon
Snapshot	Saves scene currently displayed in the player in photo folder of the end device
Security	
PIN lock	Can be set up to protect individual App functions
SSL data encryption	Secure data transmission even outside of the local network
System backup	Saving and reimporting work environments (projects)
Privacy mode	To ensure privacy including switching off of image generation, microphone etc. in the cameras
Installation/updates	
Copying of complete work environments (projects)	Via simple export directly from the App (quick setup of App on several end devices)
License fees, updates	No license fees, no hidden costs - App is free of charge on the App Store, including all updates

International References

Bahrain Defense Hospital (Bahrain) • Donbass Arena UEFA EURO 2012 Football Stadium (Ukraine) • Central Bank of Philippines • Orange Mobile (Romania) • RepublicPolytechnic (Singapore) • Reykjavik Art Museum (Island) • Sderbank of Russia (Ukraine) • Tyger Valley Shopping Center (South Africa) • Vatican Apostolic Library (Vatican City) • etc.

Complete HiRes Video Solutions

high-resolution, digital and cost-effective recording



HiRes Video Innovations

The German company MOBOTIX AG is known as the leading pioneer in network camera technology since its founding in 1999, and its **decentralized concept has made high resolution video systems cost efficient**. Whether in embassies, airports, railway stations, ports, gas stations, hotels or highways, MOBOTIX video systems have been in operation on every continent for years.

Technology Leader Of Network Cameras

In just a short time, MOBOTIX has climbed to the second place in European market share and fourth

place worldwide in terms of market share. MOBOTIX has exclusively produced megapixel cameras for years and is the **global leader for high-resolution video systems**. The **decentralized MOBOTIX concept** is characterized by the fact that a high-speed processor is built into every camera and, if required, a digital memory (MicroSD card) can also be integrated for long-term recording.

MOBOTIX cameras can make event-driven recordings even without a central PC or DVR and can digitally store videos long term with sound. This is why MOBOTIX solutions represent an unbeatably good value with their excellent image quality, even for small-scale installations.

Free Consulting Service


Simply call us or send us an e-mail. We will get in touch with you promptly.

With MOBOTIX, you're in the best hands right from the start. Both our internal project managers and our experienced, highly specialized partners make sure that every system is planned and installed optimally. Our support specialists can help you with any technical questions you may have.

You can also consult
your electrician
or IT technician

MOBOTIX Growth

Revenue In Fiscal Year (September 30)



MOBOTIX Trainings And Seminars

MOBOTIX has a high-tech training campus at the company headquarters in Langmeil, Germany, for all interested parties, customers, security companies and sales partners. For further information and online registration, please visit www.mobotix.com



MOBOTIX AG
Security-Vision-Systems
Kaiserstrasse
D-67722 Langmeil, Germany
Tel: +49 6302 9816-103
Fax: +49 6302 9816-190
E-Mail: sales@mobotix.com
www.mobotix.com



Premium Solution

Mobile Video Management For The iPad, iPhone And iPod Touch



- Mobile remote station for MOBOTIX cameras and Door Stations
- Bandwidth-optimized remote access via WLAN (Wi-Fi) or the Internet
- Live images and recordings in the best MOBOTIX HiRes quality
- Two-way communication, door opening and video mailbox access
- Doorbell and alarm notification, privacy protection
- Convenient search functions, playback of external MxPEG videos
- Premium solution available free of charge on the App Store

MOBOTIX