

# Arutel

## TAS Alarm server / call telephone

One of the major problems in cases of disturbance or in emergencies, such as fire, is the immediate notification of helpers, as well as the speedy and focused evacuation of the people involved. Telephone alarm servers (Power Dialers) solve this problem in that they transfer the voice announcement for alerting in emergency cases by phone or loudspeakers, and/or generate text messages to be distributed by other media such as e-mail, fax, or paper. The voice messages can be created "ad hoc" or taken from a database. Affected persons, for example, will be requested to leave the endangered area of the building by appropriate conduct instructions while a crisis management group is called for action simultaneously. This situation-specific information transfer favours structured alarms and supports self-rescue.

### Features of the ARUTEL-module:

- ? 19"format, 1 HE
- ? Protocol Q-Sig or EDSS1
- ? Configuration for  $S_{2M}$ -or  $S_0$
- ? Expandable up to 120 channels
- ? Highest reliability by LAN-connection possible.


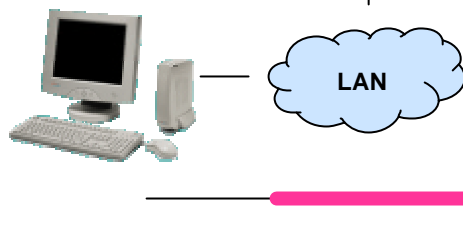


Fig.: ARUTEL-module

Fig.: Example of a control computer



Technical details subject to change!

### Options for initialization of alarms:

#### By speed dialing key from any phone (world-wide):

ARUTEL automatically calls a previously defined alarm group, i.e. all group members are alerted who are stored in a database. Depending on the stored parameters, alternative numbers (e.g. mobile phone numbers) are also used if the dialing attempts have not been successful. Sending and receiving of a message can be protected by PIN-code.

#### WEB-browser (worldwide, if required), keyboard, mouse click:

Any alarm can be initiated on the control computer or via Internet/Intranet (with additional LAN connection to the system). Alarms can also be generated ad-hoc per mouse-click after prompting the password and PIN-queries.

#### Keypad or potential-free contact (acc. to VdS specification):

The existing contacts (hardware inputs) are evaluated by ARUTEL. Then, the system outputs an alarm and switches additional contacts (outputs) as desired.

#### Timer initialization:

Regularly occurring events (e.g. trial alarms) will always be initiated by timer.

#### Subsequent events:

Depending on the result of the alarm (e.g. negative DTMF-acknowledgement from 20% of the recipients) further actions (e.g. a subsequent alarm) can be initiated automatically.

It is also possible to store dialing pauses, retries and alternative numbers (mobile phone numbers) for those who cannot be reached.

All initiated alarms are saved in the event memory of the control computer. Storage of files and request of logs can be selected by dates.

The log can also be forwarded automatically by fax after the alarm is finished.

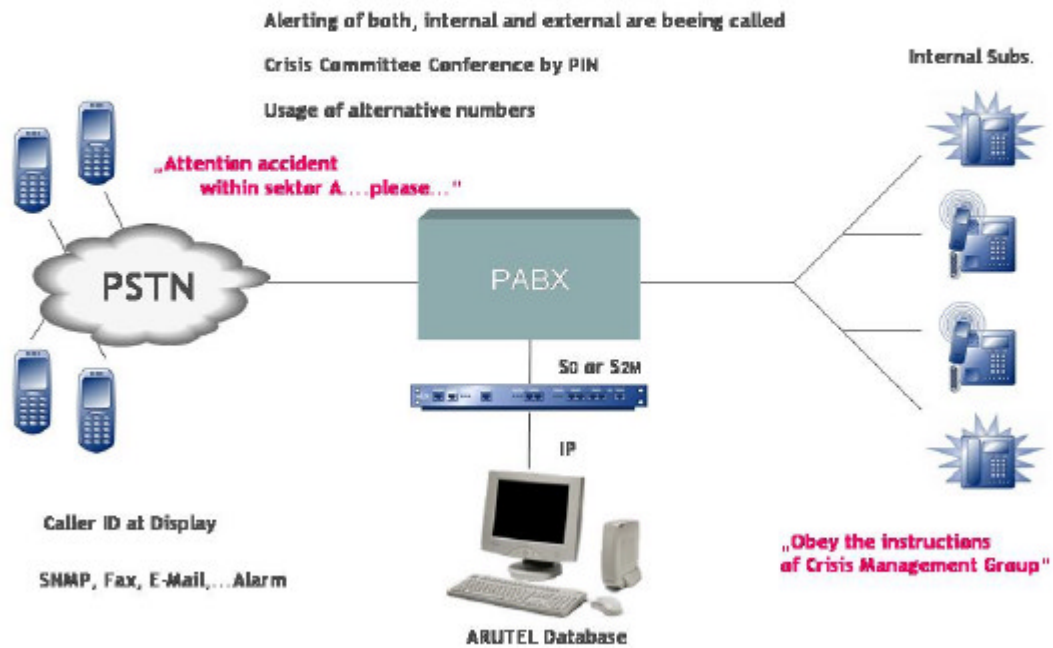


Fig: Flow chart of an alarm scenario

Technical details subject to change!